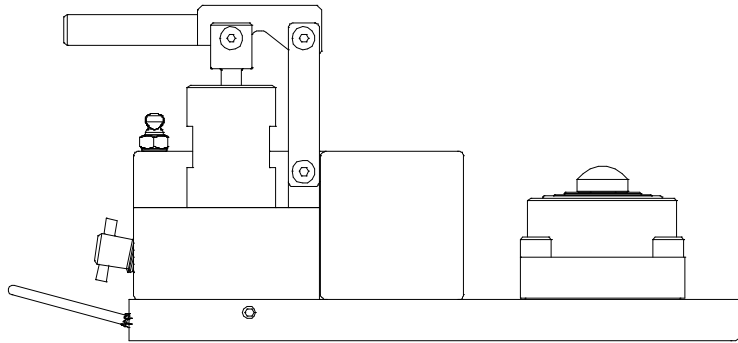




Operation & Service Manual



Model: 02-7832-0110
12 Ton (10.87 Metric) Axle Jack

05/2002 - Rev. 02

Includes Illustrated Parts Lists

TABLE OF CONTENTS

	<u>PAGE</u>
1.0 DESCRIPTION	1
2.0 USAGE	1
3.0 SPECIFICATIONS	1
4.0 ASSEMBLY INSTRUCTIONS	1
4.1 GENERAL INFORMATION	1
4.2 PRE-USE CHECKS	1
5.0 OPERATING INSTRUCTIONS	1
5.1 JACK INSTRUCTIONS	1
6.0 MAINTENANCE	2
6.1 GENERAL	2
6.2 SERVICING JACK	2
6.3 REMOVING AND SERVICING PUMP	2
6.4 JACK FUNCTION LOAD TEST	2
7.0 TROUBLE SHOOTING	2
8.0 PROVISION OF SPARES	3
8.1 SPARE PARTS	3
8.2 PARTS LISTS & ILLUSTRATIONS	3
9.0 IN-SERVICE SUPPORT	3
10.0 GUARANTEES/LIMITATION OF LIABILITY	3

APPENDIX I Z-3063 Hand Pump (7500 psi/514.11 bar) Parts List
APPENDIX II MSDS-MIL-PRF-5606A

This product can not be modified without the written approval of Tronair, Inc. Any modifications done without written approval voids all warranties and releases Tronair, Inc., its suppliers, distributors, employees, or financial institutions from any liability from consequences that may occur. Only Tronair OEM replacement parts shall be used.

1.0 DESCRIPTION

The Tronair Model 02-7832-0110 Hydraulic Axle Jack incorporates the following quality features:

- Steel construction
- Single-stage telescoping ram
- Quick action mechanical extension
- Single speed, manually operated pump
- Uses standard MIL-PRF-5606 hydraulic fluid (Reference MSDS)
- Preset relief/release valve

2.0 USAGE

The purpose of this jack is to lift aircraft for maintenance. It has a maximum capacity of 12 tons (10,886 kg).

3.0 SPECIFICATIONS

- Vertical capacity: 24,000 lbs (10,886 kg)
- Minimum closed height: 4.00 in (10.16 cm)
- Mechanical extension: 1.56 in (3.96 cm)
- Hydraulic extension: 5.44 in (13.82 cm)
- Maximum height obtainable: 11.00 in (27.94 cm)
- Weight: 60.00 lbs (27.00 kg)
- BUNA 'N' Seals

4.0 ASSEMBLY INSTRUCTIONS

4.1 GENERAL INFORMATION

This product should be assembled and/or repaired using good workmanship practices and proper tools.

All replacement parts must be the same as or equal to the original parts supplied.

4.2 PRE-USE CHECKS

Refer to the Parts List and Illustrations of this document to identify and ensure that all parts are present.

- Generally check over unit to assure the tightness of all nuts, bolts and screws.
- With rams completely collapsed, check hydraulic fluid level; between 0.50 and 0.75 inches (1.27 and 1.94 cm) from top of reservoir fitting. Replenish with MIL-PRF-5606 fluid as required.

5.0 OPERATING INSTRUCTIONS

The user should be familiar with the following statements prior to using the jack(s).

CAUTION!



1. **Aircraft jacking adapters must rest in jack pad.**
2. **Never put hands between aircraft and jack pad.**
3. **Always open reservoir vent screw before operating**

5.1 JACK INSTRUCTIONS

To Raise Aircraft:

1. Place jack on a hard level surface.
2. Raise jack as close to aircraft jack pad as possible. Screw out the center mechanical extension for final adjustment.
3. Open reservoir vent screw.
4. Close pump release valve and operate pump.

To Lower Aircraft:

1. Loosen pump release valve slightly to slowly lower aircraft.

6.0 MAINTENANCE

6.1 GENERAL

All maintenance and/or repair work should be done using good workmanship practices and proper tools.

- The work area should be clean and free of dirt.
- When O-rings and backup rings are removed, every effort should be made to avoid the contact of tools with the critical surfaces of parts. Surface deformities could cause degradation of seals and failure.
- It is good practice to replace all O-rings and backup rings once removed. Cut and damaged rings normally result in fluid leakage.
- At this time flush old hydraulic fluid and dirt from overall system and replenish with new, clean hydraulic fluid.

6.2 SERVICING JACK

To Disassemble Jack:

2. Collapse jack ram.
3. Remove vent screw and drain all fluid from reservoir.
4. Remove cap screws (Item 6) surrounding jack cylinder, then remove retaining ring (Item 5).
5. Lift cylinder from jack base (Item 17). Operate jack hand pump to help remove cylinder.
6. Remove retaining rings (Items 33, 16 and 15).
7. Separate rams and replace all seals including retaining rings.

To Re-Assemble Jack

1. Re-assemble in reverse order of above.
2. Torque each cap screw (Item 6) to 50 — 55 ft-lbs (67.79 — 74.57 N-m).

6.3 REMOVING AND SERVICING PUMP

NOTE: If pump is found faulty, call the factory for replacement or replace seals as follows:

1. Reference Appendix Z-3063 Hand Pump (7500 psi/517.11 bar) Parts List during the following:
2. Drain all fluid from reservoir.
3. Remove pump from jack.
4. Remove cotter pin from clevis pin.
5. Remove four (4) socket head cap screws.
6. Remove flanges.
7. Remove tube assembly
8. Replace O-rings and backup ring. (See Z-3063 Hand Pump Parts List for kits available).
9. Re-assemble in reverse order.
10. Torque each 3/8 inch socket head cap screw to 20 — 25 ft-lbs (27.12 — 33.89 N-m).
11. Torque each 1/4 inch socket head cap screw to 6 — 7.5 ft-lbs (8.13 — 10.17 N-m).

6.4 JACK FUNCTION LOAD TEST

1. Take all necessary precautions to prevent injury.
2. Always jack against a load and never against the jack itself.
3. Do not exceed a test load equal to the jack rated capacity plus 10%.

7.0 TROUBLE SHOOTING

RAM WILL NOT RISE OR RISES ERRATICALLY

PROBABLE CAUSE	ACTION
High pressure leaks (at joint, plugs or tubing)	Re-tighten or repair
Leaky discharge check valve	Open release valve. Pump rapidly to dislodge; Or repair pump
Leaky ram O-ring packing	Replace packing
Leaky release valve	Tighten release valve
Leaky pump O-ring packing	Repair pump
Lack of oil	Refill reservoir check system for leaks
Sticking inlet check valve	Open release valve. Pump rapidly to dislodge; Or repair pump
Closed air vent	Open air vent
Air under ram	Bleed system

7.0 Trouble shooting continued on following page.

7.0 TROUBLE SHOOTING *(continued)***JACK WILL NOT LOWER**

PROBABLE CAUSE	ACTION
Closed air vent or release valve	Open air vent
Broken pump release valve	Repair release valve
Bent ram	Replace suspected ram assembly

8.0 PROVISION OF SPARES**8.1 SPARE PARTS**

Spare parts may be obtained from the manufacturer:

TRONAIR, Inc.

1740 Eber Road

Holland, Ohio 43528-9794 USA

Telephone: (419) 866-6301 or 800-426-6301

Fax: (419) 867-0634

E-mail: sales@tronair.com

Website: www.tronair.com

8.2 PARTS LISTS & ILLUSTRATIONS

Reference the following pages for Replacement Parts and Kits available.

9.0 IN-SERVICE SUPPORT

Contact Tronair for technical services and information.

10.0 GUARANTEES/LIMITATION OF LIABILITY

Tronair products are warranted to be free of manufacturing or material defects for a period of one year after shipment to the original customer. This is solely limited to the repair or replacement of defective components. This warranty does not cover the following items:

- a) Parts required for normal maintenance
- b) Parts covered by a component manufacturers warranty
- c) Replacement parts have a 90-day warranty from date of shipment

If you have a problem that may require service, contact Tronair immediately. Do not attempt to repair or disassemble a product without first contacting Tronair, any action may affect warranty coverage. When you contact Tronair be prepared to provide the following information:

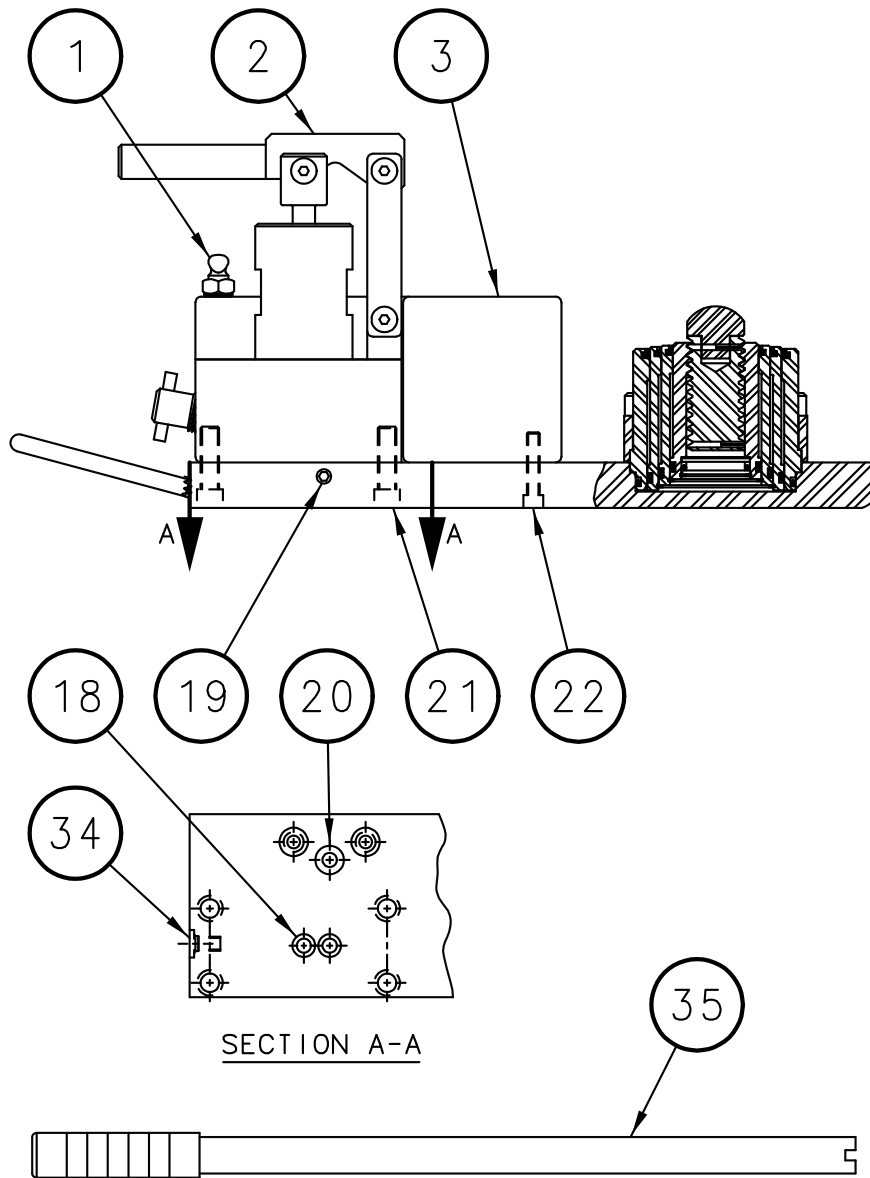
- a) Product Model Number
- b) Product Serial Number
- c) Description of the problem

If warranty coverage is approved, either replacement parts will be sent or the product will have to be returned to Tronair for repairs. If the product is to be returned, a Return Material Authorization (RMA) number will be issued for reference purposes on any shipping documents. Failure to obtain a RMA in advance of returning an item will result in a service fee. A decision on the extent of warranty coverage on returned products is reserved pending inspection at Tronair. Any shipments to Tronair must be shipped freight prepaid. Freight costs on shipments to customers will be paid by Tronair on any warranty claims only. Any unauthorized modification of the Tronair products or use of the Tronair products in violation of cautions and warnings in any manual (including updates) or safety bulletins published or delivered by Tronair will immediately void any warranty, express or implied.

The obligations of Tronair expressly stated herein are in lieu of all other warranties or conditions expressed or implied. **Any unauthorized modification of the Tronair products or use of the Tronair products in violations of cautions and warnings in any manual (including updates) or safety bulletins published or delivered by Tronair will immediately void any warranty, express or implied and Tronair disclaims any and all liability for injury (WITHOUT LIMITATION and including DEATH), loss or damage arising from or relating to such misuse.**

Parts List

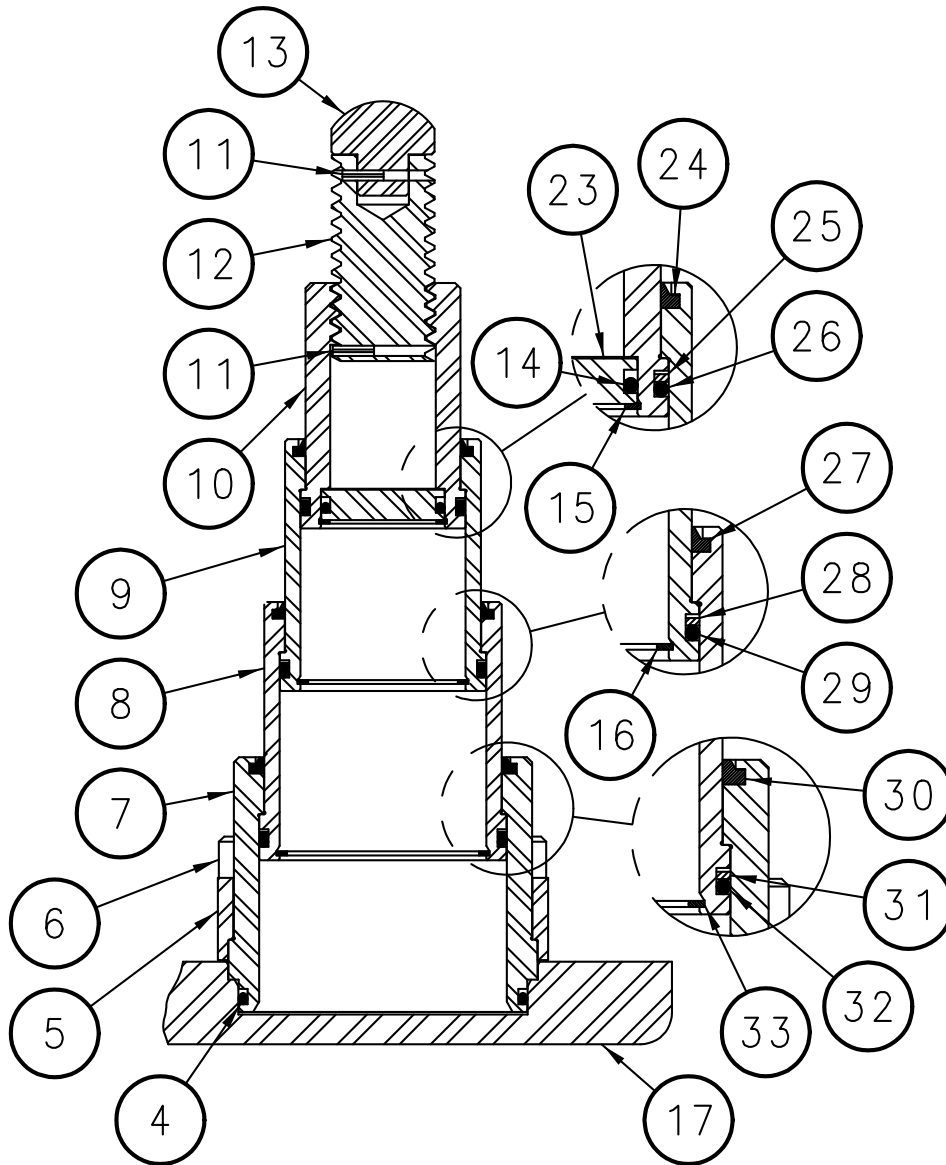
When ordering replacement parts/kits, please specify model, serial number and color of your unit.



Item	Part Number	Description	Qty
1	Z-2878	Assembly, Vent	1
19	N-2205-02-S	Plug, Hex Head 1/2 NPT	1
34	N-2066-02-S-B	Plug, Hex Head with O-ring	1
35	H-1009-01	Assembly, Handle	1
	K-2498	Kit, Pump Replacement; consists of:	
2	Z-3063	Assembly, Hydraulic Hand Pump (7500 psi)	1
18	HC-2008-109	O-ring, Series 2	2
21	G-1151-107213	Screw, Hex Socket Head Cap, 3/8-16 x 1-3/8" long	4
	K-2607	Kit, Reservoir Replacement; consists of:	
3	Z-3495	Assembly, Reservoir	1
20	HC-2000-204	O-ring, Series 2	1
22	G-1151-105210	Screw, Hex Socket Head Cap, 1/4-20 x 1" long	4

Parts List

When ordering replacement parts/kits, please specify model, serial number and color of your unit.



Item	Part Number	Description	Qty
5	J-2351	Ring, Retaining	1
6	G-1151-109716	Screw, Socket Head Cap 1/2-20 x 3/4" long	4
7	TR-1541	Cylinder, Main	1
8	TR-1801	Cylinder, Stage 1	1
9	TR-1799	Cylinder, Stage 2	1
10	TR-1800	Cylinder, Stage 3	1
11	G-1300-13040	Pin, Roll, 1/4" diameter x 1/2" long	2
12	R-1628-02	Extension, Mechanical	1
13	R-1644	Pad, Jack	1
15	G-1398-150	Ring, Internal	1
16	G-1398-200	Ring, Internal	1
17	Z-3493-01	Weldment, Base Plate	1
23	R-1716	Plug, End	1
33	G-1398-250	Ring, Internal	1

Parts List

When ordering replacement parts/kits, please specify model, serial number and color of your unit.

Item	Part Number	Description	Qty
	K-2606	Kit, Replacement Cylinder Seals; consists of:	
4	HC-2008-236	O-ring, Series 2	1
14	HC-2000-218	O-ring, Series 2	1
24	HC-1697-20	Wiper, Ring	1
25	HC-2023-224	Ring, Backup	1
26	HC-2000-224	O-ring, Series 2	1
27	HC-1697-24	Wiper, Ring	1
28	HC-2023-228	Ring, Backup	1
29	HC-2000-228	O-ring, Series 2	1
30	HC-1697-28	Wiper, Ring	1
32	HC-2000-232	O-ring, Series 2	1
33	HC-2023-232	Ring, Backup	1



APPENDIX I

**Z-3063
7500 psi (517.11 bar)
Hand Pump
Parts List**



**Model: Z-3063
7500 PSI Hand Pump**

**Parts List
With Illustrations**

05/2002 – Rev. 03

When ordering Replacement Parts/Kits, please specify Model, Color and Serial Number of your Unit.

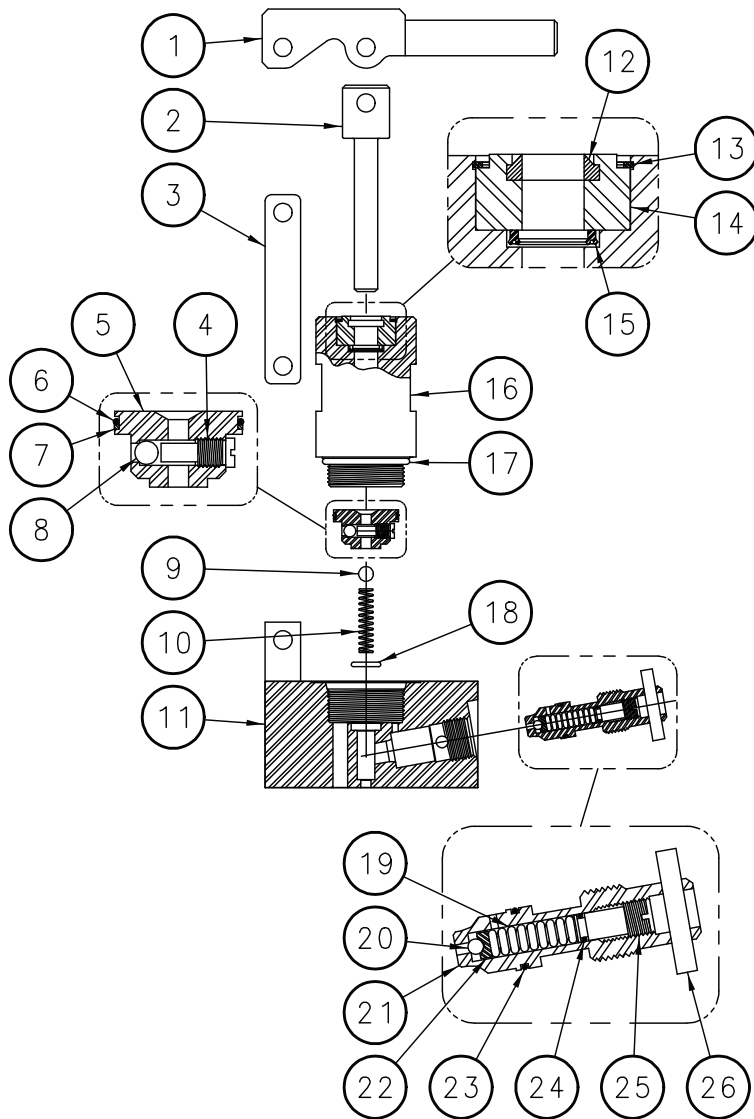
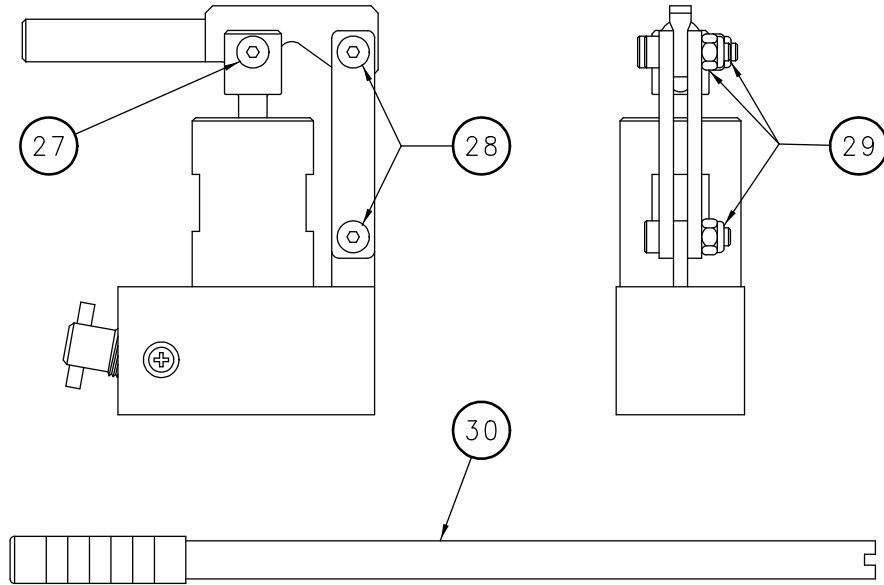
Parts List

This pump is compatible with MIL-PRF-5606/MIL-H-83282 hydraulic fluid.

Reference Illustrations on following page.

Item	Part Number	Description	Qty
2	R-1443	Piston	1
4	R-1597	Screw, Valve	1
5	Z-3064	Assembly, Pump Valve	1
11	Z-2697-01	Weldment, Base	1
13	G-1398-125	Ring, Internal	1
14	R-1468	Plug, Seal	1
16	HS-1000	Cylinder, Pump	1
30	H-1009-08	Handle, Pump	1
	K-2503	Kit, Replacement Pump Seals; consists of:	
6	HC-2008-026	O-Ring, Series 2	1
7	HC-2020-026	Ring, Back-up	1
12	HC-1494	Wiper, Rod	1
13	G-1398-125	Ring, Internal	1
15	HC-1670-17-B	Seal, Polypack	1
17	HC-2010-920	O-Ring, Series 3	1
18	HC-2008-111	O-Ring, Series 2	1
23	HC-2000-016	O-Ring, Series 2	1
	K-2242	Kit, Pump Handle and Linkage; consists of:	
1	R-1446	Handle, Pump	1
3	J-2109-02	Strap, Pump	2
27	G-1155-106210	Screw, Socket Head Shoulder 3/8" diameter x 1" long	1
28	G-1155-106206	Screw, Socket Head Shoulder 3/8" diameter x 3/4" long	2
29	G-1202-1060	Stopnut, 5/16-18 Elastic	3
	K-2243	Kit, Replacement Internal Parts; consists of:	
8	H-1640-06	Ball, Chromium Steel	1
9	H-1640-08	Ball, Chromium Steel	1
10	H-1870	Spring, Pressure	1
	K-2244	Kit, Relief Valve Replacement; consists of:	
Not Shown	G-1157-105005	Screw, Retaining	1
	Z-2703-04	Assembly, Relief Valve includes the following:	1
21	R-1448	Valve Body, Relief	21
20	H-1640-04	Ball, Chromium Steel	20
22	R-1465	End, Spring	22
23	HC-2000-016	O-ring	23
19	H-1868	Spring, Relief	19
26	G-1300-25140	Pin, Roll, 1/4" diameter x 1-1/2" long	26
24	HC-2000-009	O-ring	24
25	R-1450	Plug, Relief	25

Parts List Illustrations





APPENDIX II

**MSDS
Hydraulic Fluid
(MIL-PRF-5606)**

MATERIAL SAFETY DATA SHEET

SECTION 1 PRODUCT AND COMPANY IDENTIFICATION

PRODUCT

Product Name: MOBIL AERO HFA
Product Description: Base Oil and Additives
Product Code: 490110-00, 970584
Intended Use: Aviation hydraulic oil

COMPANY IDENTIFICATION

Supplier: EXXON MOBIL CORPORATION
3225 GALLOWS RD.
FAIRFAX, VA. 22037 USA
24 Hour Health Emergency 609-737-4411
Transportation Emergency Phone 800-424-9300
ExxonMobil Transportation No. 281-834-3296
MSDS Requests 713-613-3661
Product Technical Information 800-662-4525, 800-947-9147
MSDS Internet Address <http://www.exxon.com>, <http://www.mobil.com>

SECTION 2 COMPOSITION / INFORMATION ON INGREDIENTS

Reportable Hazardous Substance(s) or Complex Substance(s)

Name	CAS#	Concentration*
DISTILLATES (PETROLEUM), HYDROTREATED LIGHT	64742-47-8	10 - 30%
HYDROTREATED LIGHT NAPHTHENIC DISTILLATE (PETROLEUM)	64742-53-6	30 - 60%
HYDROTREATED LIGHT PARAFFINIC DISTILLATES, PETROLEUM	64742-55-8	10 - 30%

* All concentrations are percent by weight unless material is a gas. Gas concentrations are in percent by volume.

SECTION 3 HAZARDS IDENTIFICATION

This material is considered to be hazardous according to regulatory guidelines (see (M)SDS Section 15).

POTENTIAL PHYSICAL / CHEMICAL EFFECTS

Combustible. Material can release vapors that readily form flammable mixtures. Vapor accumulation could flash and/or explode if ignited.

POTENTIAL HEALTH EFFECTS

If swallowed, may be aspirated and cause lung damage. Frequent or prolonged contact may defat and dry the skin, leading to discomfort and dermatitis. May be irritating to the eyes, nose, throat, and lungs. High-pressure injection under skin may cause serious damage.

Target Organs: Skin |

NFPA Hazard ID: Health: 0 Flammability: 2 Reactivity: 0
HMIS Hazard ID: Health: 0* Flammability: 2 Reactivity: 0

NOTE: This material should not be used for any other purpose than the intended use in Section 1 without expert advice. Health studies have shown that chemical exposure may cause potential human health risks which may vary from person to person.

SECTION 4 FIRST AID MEASURES

INHALATION

Remove from further exposure. For those providing assistance, avoid exposure to yourself or others. Use adequate respiratory protection. If respiratory irritation, dizziness, nausea, or unconsciousness occurs, seek immediate medical assistance. If breathing has stopped, assist ventilation with a mechanical device or use mouth-to-mouth resuscitation.

SKIN CONTACT

Wash contact areas with soap and water. If product is injected into or under the skin, or into any part of the body, regardless of the appearance of the wound or its size, the individual should be evaluated immediately by a physician as a surgical emergency. Even though initial symptoms from high pressure injection may be minimal or absent, early surgical treatment within the first few hours may significantly reduce the ultimate extent of injury.

EYE CONTACT

Flush thoroughly with water. If irritation occurs, get medical assistance.

INGESTION

Seek immediate medical attention. Do not induce vomiting.

NOTE TO PHYSICIAN

If ingested, material may be aspirated into the lungs and cause chemical pneumonitis. Treat appropriately.

SECTION 5 FIRE FIGHTING MEASURES

EXTINGUISHING MEDIA

Appropriate Extinguishing Media: Use water fog, foam, dry chemical or carbon dioxide (CO₂) to extinguish flames.

Inappropriate Extinguishing Media: Straight Streams of Water

FIRE FIGHTING

Fire Fighting Instructions: Evacuate area. Prevent runoff from fire control or dilution from entering streams, sewers, or drinking water supply. Firefighters should use standard protective equipment and in enclosed spaces, self-contained breathing apparatus (SCBA). Use water spray to cool fire exposed surfaces and to protect personnel.

Unusual Fire Hazards: Combustible. Pressurized mists may form a flammable mixture.

Hazardous Combustion Products: Smoke, Fume, Sulfur oxides, Aldehydes, Incomplete combustion products, Oxides of carbon, Phosphorus oxides

FLAMMABILITY PROPERTIES

Flash Point [Method]: >82°C (180F) [ASTM D-93]

Flammable Limits (Approximate volume % in air): LEL: 0.7 UEL: 7.0

Autoignition Temperature: >225°C (437 F)

SECTION 6 ACCIDENTAL RELEASE MEASURES

NOTIFICATION PROCEDURES

In the event of a spill or accidental release, notify relevant authorities in accordance with all applicable regulations. U.S. regulations require reporting releases of this material to the environment which exceed the reportable quantity or oil spills which could reach any waterway including intermittent dry creeks. The National Response Center can be reached at (800)424-8802.

PROTECTIVE MEASURES

Avoid contact with spilled material. Warn or evacuate occupants in surrounding and downwind areas if required due to toxicity or flammability of the material. See Section 5 for fire fighting information. See Section 3 for Significant Hazards. See Section 4 for First Aid Advice. See Section 8 for Personal Protective Equipment.

SPILL MANAGEMENT

Land Spill: Eliminate all ignition sources (no smoking, flares, sparks or flames in immediate area). Stop leak if you can do it without risk. All equipment used when handling the product must be grounded. Do not touch or walk through spilled material. Prevent entry into waterways, sewer, basements or confined areas. A vapor suppressing foam may be used to reduce vapors. Use clean non-sparking tools to collect absorbed material. Absorb or cover with dry earth, sand or other non-combustible material and transfer to containers. Large Spills: Water spray may reduce vapor, but may not prevent ignition in closed spaces. Recover by pumping or with suitable absorbent.

Water Spill: Stop leak if you can do it without risk. Confine the spill immediately with booms. Warn other shipping. Remove from the surface by skimming or with suitable absorbents. Seek the advice of a specialist before using dispersants.

Water spill and land spill recommendations are based on the most likely spill scenario for this material; however, geographic conditions, wind, temperature, (and in the case of a water spill) wave and current direction and speed may greatly influence the appropriate action to be taken. For this reason, local experts should be consulted. Note: Local regulations may prescribe or limit action to be taken.

ENVIRONMENTAL PRECAUTIONS

Large Spills: Dike far ahead of liquid spill for later recovery and disposal. Prevent entry into waterways, sewers, basements or confined areas.

SECTION 7 HANDLING AND STORAGE

HANDLING

Avoid contact with skin. Avoid prolonged breathing of mists and heated vapor. Use proper bonding and/or grounding procedures. Prevent small spills and leakage to avoid slip hazard.

Static Accumulator: This material is a static accumulator.

STORAGE

Keep container closed. Handle containers with care. Open slowly in order to control possible pressure release. Store in a cool, well-ventilated area. Storage containers should be grounded and bonded. Drums must be grounded and bonded and equipped with self-closing valves, pressure vacuum bungs and flame arresters.

SECTION 8	EXPOSURE CONTROLS / PERSONAL PROTECTION
------------------	--

EXPOSURE LIMIT VALUES

Exposure limits/standards (Note: Exposure limits are not additive)

Source	Form	Limit / Standard			Note	Source
HYDROTREATED LIGHT NAPHTHENIC DISTILLATE (PETROLEUM)		TWA	2000 mg/m ³	500 ppm	N/A	OSHA Z1
HYDROTREATED LIGHT NAPHTHENIC DISTILLATE (PETROLEUM)	Mist.	STEL	10 mg/m ³		N/A	ACGIH
HYDROTREATED LIGHT NAPHTHENIC DISTILLATE (PETROLEUM)	Mist.	TWA	5 mg/m ³		N/A	ACGIH
HYDROTREATED LIGHT PARAFFINIC DISTILLATES, PETROLEUM	Mist.	STEL	10 mg/m ³		N/A	ACGIH
HYDROTREATED LIGHT PARAFFINIC DISTILLATES, PETROLEUM	Mist.	TWA	5 mg/m ³		N/A	ACGIH

Exposure limits/standards for materials that can be formed when handling this product: When mists / aerosols can occur, the following are recommended: 5 mg/m³ - ACGIH TLV, 10 mg/m³ - ACGIH STEL, 5 mg/m³ - OSHA PEL.

NOTE: Limits/standards shown for guidance only. Follow applicable regulations.

ENGINEERING CONTROLS

The level of protection and types of controls necessary will vary depending upon potential exposure conditions. Control measures to consider:
 Use explosion-proof ventilation equipment to stay below exposure limits.

PERSONAL PROTECTION

Personal protective equipment selections vary based on potential exposure conditions such as applications, handling practices, concentration and ventilation. Information on the selection of protective equipment for use with this material, as provided below, is based upon intended, normal usage.

Respiratory Protection: If engineering controls do not maintain airborne contaminant concentrations at a level which is adequate to protect worker health, an approved respirator may be appropriate. Respirator selection, use, and maintenance must be in accordance with regulatory requirements, if applicable. Types of respirators to be considered for this material include:
 No special requirements under ordinary conditions of use and with adequate ventilation.

For high airborne concentrations, use an approved supplied-air respirator, operated in positive pressure mode. Supplied air respirators with an escape bottle may be appropriate when oxygen levels are inadequate, gas/vapor warning properties are poor, or if air purifying filter capacity/rating may be exceeded.

Hand Protection: Any specific glove information provided is based on published literature and glove manufacturer data. Work conditions can greatly effect glove durability; inspect and replace worn or damaged gloves. The types of gloves to be considered for this material include:
 If prolonged or repeated contact is likely, chemical resistant gloves are recommended. If contact with forearms is likely, wear gauntlet style gloves.

Eye Protection: If contact is likely, safety glasses with side shields are recommended.

Skin and Body Protection: Any specific clothing information provided is based on published literature or manufacturer data. The types of clothing to be considered for this material include:
If prolonged or repeated contact is likely, chemical, and oil resistant clothing is recommended.

Specific Hygiene Measures: Always observe good personal hygiene measures, such as washing after handling the material and before eating, drinking, and/or smoking. Routinely wash work clothing and protective equipment to remove contaminants. Discard contaminated clothing and footwear that cannot be cleaned. Practice good housekeeping.

ENVIRONMENTAL CONTROLS

See Sections 6, 7, 12, 13.

SECTION 9 PHYSICAL AND CHEMICAL PROPERTIES

Typical physical and chemical properties are given below. Consult the Supplier in Section 1 for additional data.

GENERAL INFORMATION

Physical State: Liquid
Color: Red
Odor: Characteristic
Odor Threshold: N/D

IMPORTANT HEALTH, SAFETY, AND ENVIRONMENTAL INFORMATION

Relative Density (at 15 C): 0.88
Flash Point [Method]: >82C (180F) [ASTM D-93]
Flammable Limits (Approximate volume % in air): LEL: 0.7 UEL: 7.0
Autoignition Temperature: >225°C (437 F)
Boiling Point / Range: N/D
Vapor Density (Air = 1): N/D
Vapor Pressure: [N/D at 20 °C]
Evaporation Rate (n-butyl acetate = 1): N/D
pH: N/A
Log Pow (n-Octanol/Water Partition Coefficient): N/D
Solubility in Water: Negligible
Viscosity: 13.8 cSt (13.8 mm²/sec) at 40 C | 5.1 cSt (5.1 mm²/sec) at 100C
Oxidizing Properties: See Sections 3, 15, 16.

OTHER INFORMATION

Freezing Point: N/D
Melting Point: N/A
Pour Point: -60°C (-76°F)
DMSO Extract (mineral oil only), IP-346: < 3 %wt



SECTION 10 STABILITY AND REACTIVITY

STABILITY: Material is stable under normal conditions.

CONDITIONS TO AVOID: Open flames and high energy ignition sources.

MATERIALS TO AVOID: Strong oxidizers

HAZARDOUS DECOMPOSITION PRODUCTS: Material does not decompose at ambient temperatures.

HAZARDOUS POLYMERIZATION: Will not occur.

SECTION 11 TOXICOLOGICAL INFORMATION

ACUTE TOXICITY

Route of Exposure	Conclusion / Remarks
Inhalation	
Toxicity (Rat): LC50 > 5000 mg/m3	Minimally Toxic. Based on assessment of the components.
Irritation: No end point data.	Elevated temperatures or mechanical action may form vapors, mist, or fumes which may be irritating to the eyes, nose, throat, or lungs. Based on assessment of the components.
Ingestion	
Toxicity (Rat): LD50 > 2000 mg/kg	Minimally Toxic. Based on test data for structurally similar materials.
Skin	
Toxicity (Rabbit): LD50 > 2000 mg/kg	Minimally Toxic. Based on test data for structurally similar materials.
Irritation (Rabbit): Data available.	Negligible irritation to skin at ambient temperatures. Based on assessment of the components.
Eye	
Irritation (Rabbit): Data available.	May cause mild, short-lasting discomfort to eyes. Based on assessment of the components.

CHRONIC/OTHER EFFECTS

For the product itself:

Repeated and/or prolonged exposure may cause irritation to the skin, eyes, or respiratory tract. Small amounts of liquid aspirated into the lungs during ingestion or from vomiting may cause chemical pneumonitis or pulmonary edema.

Contains:

Base oil severely refined: Not carcinogenic in animal studies. Representative material passes IP-346, Modified Ames test, and/or other screening tests. Dermal and inhalation studies showed minimal effects; lung non-specific infiltration of immune cells, oil deposition and minimal granuloma formation. Not sensitizing in test animals.

Additional information is available by request.

The following ingredients are cited on the lists below: None.

- REGULATORY LISTS SEARCHED--
- | | | |
|--------------|-------------|---------------|
| 1 = NTP CARC | 3 = IARC 1 | 5 = IARC 2B |
| 2 = NTP SUS | 4 = IARC 2A | 6 = OSHA CARC |

Material -- Expected to be harmful to aquatic organisms. May cause long-term adverse effects in the aquatic environment.

MOBILITY

Base oil component -- Low solubility and floats and is expected to migrate from water to the land. Expected to partition to sediment and wastewater solids.

PERSISTENCE AND DEGRADABILITY

Biodegradation:

Base oil component -- Expected to be inherently biodegradable

BIOACCUMULATION POTENTIAL

Base oil component -- Has the potential to bioaccumulate, however metabolism or physical properties may reduce the bioconcentration or limit bioavailability.

SECTION 13 DISPOSAL CONSIDERATIONS

Disposal recommendations based on material as supplied. Disposal must be in accordance with current applicable laws and regulations, and material characteristics at time of disposal.

DISPOSAL RECOMMENDATIONS

Product is suitable for burning in an enclosed controlled burner for fuel value or disposal by supervised incineration at very high temperatures to prevent formation of undesirable combustion products.

REGULATORY DISPOSAL INFORMATION

RCRA Information: The unused product, in our opinion, is not specifically listed by the EPA as a hazardous waste (40 CFR, Part 261D), nor is it formulated to contain materials which are listed as hazardous wastes. It does not exhibit the hazardous characteristics of ignitability, corrosivity or reactivity and is not formulated with contaminants as determined by the Toxicity Characteristic Leaching Procedure (TCLP). However, used product may be regulated.

Empty Container Warning Empty Container Warning (where applicable): Empty containers may contain residue and can be dangerous. Do not attempt to refill or clean containers without proper instructions. Empty drums should be completely drained and safely stored until appropriately reconditioned or disposed. Empty containers should be taken for recycling, recovery, or disposal through suitably qualified or licensed contractor and in accordance with governmental regulations. DO NOT PRESSURISE, CUT, WELD, BRAZE, SOLDER, DRILL, GRIND, OR EXPOSE SUCH CONTAINERS TO HEAT, FLAME, SPARKS, STATIC ELECTRICITY, OR OTHER SOURCES OF IGNITION. THEY MAY EXPLODE AND CAUSE INJURY OR DEATH.

SECTION 14 TRANSPORT INFORMATION

LAND (DOT): Not Regulated for Land Transport

LAND (TDG): Not Regulated for Land Transport

SEA (IMDG): Not Regulated for Sea Transport according to IMDG-Code



SECTION 14 TRANSPORT INFORMATION

LAND (DOT)

Proper Shipping Name: COMBUSTIBLE LIQUID, N.O.S. (Distillates (Petroleum), Hydrotreated Light)
Hazard Class & Division: COMBUSTIBLE LIQUID
ID Number: NA1993
Packing Group: III
ERG Number: 128
Label(s): NONE
Transport Document Name: NA1993, COMBUSTIBLE LIQUID, N.O.S. (Distillates (Petroleum), Hydrotreated Light), COMBUSTIBLE LIQUID, PG III

Footnote: This material is not regulated under 49 CFR in a container of 119 gallon capacity or less when transported solely by land, as long as the material is not a hazardous waste, a marine pollutant, or specifically listed as a hazardous substance.

LAND (TDG): Not Regulated for Land Transport

SEA (IMDG): Not Regulated for Sea Transport according to IMDG-Code

AIR (IATA): Not Regulated for Air Transport

SECTION 15 REGULATORY INFORMATION

OSHA HAZARD COMMUNICATION STANDARD: When used for its intended purpose, this material is classified as hazardous in accordance with OSHA 29CFR 1910.1200.

NATIONAL CHEMICAL INVENTORY LISTING: AICS, IECSC, DSL, EINECS, ENCS, KECI, PICCS, TSCA

EPCRA: This material contains no extremely hazardous substances.

SARA (311/312) REPORTABLE HAZARD CATEGORIES: Fire. Delayed Health.

SARA (313) TOXIC RELEASE INVENTORY: This material contains no chemicals subject to the supplier notification requirements of the SARA 313 Toxic Release Program.

The Following Ingredients are Cited on the Lists Below:

Chemical Name	CAS Number	List Citations
DISTILLATES (PETROLEUM), HYDROTREATED LIGHT	64742-47-8	17, 18, 19
HYDROTREATED LIGHT NAPHTHENIC DISTILLATE (PETROLEUM)	64742-53-6	1, 4, 13, 17, 18
HYDROTREATED LIGHT PARAFFINIC DISTILLATES, PETROLEUM	64742-55-8	1, 17, 18

--REGULATORY LISTS SEARCHED--

- | | | | |
|---------------|------------------|-------------------|-------------|
| 1 = ACGIH ALL | 6 = TSCA 5a2 | 11 = CA P65 REPRO | 16 = MN RTK |
| 2 = ACGIH A1 | 7 = TSCA 5e | 12 = CA RTK | 17 = NJ RTK |
| 3 = ACGIH A2 | 8 = TSCA 6 | 13 = IL RTK | 18 = PA RTK |
| 4 = OSHA Z | 9 = TSCA 12b | 14 = LA RTK | 19 = RI RTK |
| 5 = TSCA 4 | 10 = CA P65 CARC | 15 = MI 293 | |

Code key: CARC=Carcinogen; REPRO=Reproductive

SECTION 16	OTHER INFORMATION
-------------------	--------------------------

N/D = Not determined, N/A = Not applicable

THIS SAFETY DATA SHEET CONTAINS THE FOLLOWING REVISIONS:

Revision Changes:

Section 05: Fire Fighting Measures - Unusual Fire Hazards was modified.
Section 10: Conditions to Avoid was modified.
Section 07: Handling and Storage - Handling was modified.
Section 07: Handling and Storage - Storage Phrases was modified.
Section 03: HIMS Flammability was modified.
Section 03: NFPA Flammability was modified.
Section 06: Accidental Release - Spill Management - Land was modified.
Section 09: Flash Point C(F) was modified.
Section 08: Exposure Control was modified.
Section 15: SARA (311/312) REPORTABLE HAZARD CATEGORIES was modified.
Section 16: Land Spill was modified.
Section 14: DOT Technical Name - All was added.
Section 03: Physical/Chemical Hazard was added.
Section 14: Proper Shipping Name - Header was added.
Section 14: Proper Shipping Name was added.
Section 14: Hazard Class & Division - Header was added.
Section 14: Hazard Class was added.
Section 14: UN Number - Header was added.
Section 14: UN Number was added.
Section 14: Packing Group - Header was added.
Section 14: Packing Group was added.
Section 14: Label(s) - Header was added.
Section 14: Label(s) was added.
Section 14: ERG Number - Header was added.
Section 14: ERG Number was added.
Section 14: Transport Document Name - Header was added.
Section 14: Transport Document Name was added.
Section 14: DOT Technical Name - Open parenthesis was added.
Section 14: DOT Technical Name - Close parenthesis was added.
Section 03: Physical/Chemical Hazard was added.
Section 03: Physical/Chemical Hazards - Header was added.
Section 14: DOT Footnote was added.
Section 16: Physical Hazards was added.
Section 16: Physical Hazards - Header was added.
Section 16: Precautions was added.
Section 16: Precautions - Header was added.
Section 10: Conditions to Avoid was deleted.
Section 14: LAND (DOT) - Default was deleted.

PRECAUTIONARY LABEL TEXT:

Contains: DISTILLATES (PETROLEUM), HYDROTREATED LIGHT
CAUTION!

HEALTH HAZARDS

Repeated exposure may cause skin dryness or cracking. If swallowed, may be aspirated and cause lung damage.

Target Organs: Skin |

PHYSICAL HAZARDS

Combustible.

PRECAUTIONS

Use proper bonding and/or grounding procedures.

FIRST AID

Inhalation: Remove from further exposure. For those providing assistance, avoid exposure to yourself or others. Use adequate respiratory protection. If respiratory irritation, dizziness, nausea, or unconsciousness occurs, seek immediate medical assistance. If breathing has stopped, assist ventilation with a mechanical device or use mouth-to-mouth resuscitation.

Eye: Flush thoroughly with water. If irritation occurs, get medical assistance.

Oral: Seek immediate medical attention. Do not induce vomiting. If ingested, material may be aspirated into the lungs and cause chemical pneumonitis. Treat appropriately.

Skin: Wash contact areas with soap and water. If product is injected into or under the skin, or into any part of the body, regardless of the appearance of the wound or its size, the individual should be evaluated immediately by a physician as a surgical emergency. Even though initial symptoms from high pressure injection may be minimal or absent, early surgical treatment within the first few hours may significantly reduce the ultimate extent of injury.

FIRE FIGHTING MEDIA

Use water fog, foam, dry chemical or carbon dioxide (CO₂) to extinguish flames.

SPILL/LEAK

Land Spill: Eliminate all ignition sources (no smoking, flares, sparks or flames in immediate area). Stop leak if you can do it without risk. Prevent entry into waterways, sewer, basements or confined areas. A vapor suppressing foam may be used to reduce vapors. Absorb or cover with dry earth, sand or other non-combustible material and transfer to containers. Recover by pumping or with suitable absorbent.

Water Spill: Stop leak if you can do it without risk. Confine the spill immediately with booms. Warn other shipping. Remove from the surface by skimming or with suitable absorbents. Seek the advice of a specialist before using dispersants.

Use

Not intended or suitable for use in or around a household or dwelling.

The information and recommendations contained herein are, to the best of ExxonMobil's knowledge and belief, accurate and reliable as of the date issued. You can contact ExxonMobil to insure that this document is the most current available from ExxonMobil. The information and recommendations are offered for the user's consideration and examination. It is the user's responsibility to satisfy itself that the product is suitable for the intended use. If buyer repackages this product, it is the user's responsibility to insure proper health, safety and other necessary information is included with and/or on the container. Appropriate warnings and safe-handling procedures should be provided to handlers and users. Alteration of this document is strictly prohibited. Except to the extent required by law, re-publication or retransmission of this document, in whole or in part, is not permitted. The term, "ExxonMobil" is used for convenience, and may include any one or more of ExxonMobil Chemical Company, Exxon Mobil Corporation, or any affiliates in which they directly or indirectly hold any interest.

Internal Use Only

MHC: 2A, 0, 0, 0, 1

PPEC: C

DGN: 2005454XUS (552975)

Copyright 2002 Exxon Mobil Corporation, All rights reserved