

Model: 06-5080-0600
Skydrol Recovery Cart

07/2013 – Rev. 01

REVISION
01

DATE
07/2013

TEXT AFFECTED
Original release

TABLE OF CONTENTS

	<u>PAGE</u>
1.0 PRODUCT INFORMATION	1
1.1 DESCRIPTION.....	1
1.2 SPECIFICATIONS	1
2.0 SAFETY INFORMATION	1
2.1 USAGE AND SAFETY INFORMATION	1
2.2 PERSONAL PROTECTION EQUIPMENT	1
2.3 SAFETY GUIDELINES	1
2.4 GENERAL COMMENTS	1
3.0 PROVISION OF SPARES.....	1
3.1 SOURCE OF SPARE PARTS.....	1
3.2 RECOMMENDED SPARE PARTS LISTS	1
4.0 GUARANTEES/LIMITATION OF LIABILITY	2

This product can not be modified without the written approval of Tronair, Inc. Any modifications done without written approval voids all warranties and releases Tronair, Inc., its suppliers, distributors, employees, or financial institutions from any liability from consequences that may occur. Only Tronair OEM replacement parts shall be used.

1.0 PRODUCT INFORMATION

1.1 DESCRIPTION

The Tronair Skydrol Recovery Cart is designed to store clean fluid.

1.2 SPECIFICATIONS

Tank Capacity: 150 gallon

Fluid: Hyjet IV/Skydrol Aviation Phosphate Ester

Air Desiccant Filtration: 3 Micron, Silica Desiccant Type, Non-Cleanable Element

2.0 SAFETY INFORMATION

2.1 USAGE AND SAFETY INFORMATION

To insure safe operations please read the following statements and understand their meaning. Also refer to your equipment manufacturer's manual for other important safety information. This manual contains safety precautions which are explained below. Please read carefully.



WARNING! — Warning is used to indicate the presence of a hazard that **can cause severe personal injury, death, or substantial property damage** if the warning notice is ignored.

CAUTION! — Caution is used to indicate the presence of a hazard that **will or can cause minor personal injury or property damage** if the caution notice is ignored.

2.2 PERSONAL PROTECTION EQUIPMENT

- Safety glasses must be worn when operating the cart.
- Additional equipment recommended by the fluid manufacturer (gloves, etc.). **Reference Appendix pertaining to Material Safety Data Sheet pertaining to fluid(s).**

2.3 SAFETY GUIDELINES

- Operator must be properly trained prior to use.

2.4 GENERAL COMMENTS

The cart is intended to be operated by personnel trained in the proper use in conjunction with the aircraft maintenance manual.

The cart must be used in accordance with the Technical and Operator Manuals and the intended aircraft.

3.0 PROVISION OF SPARES

3.1 SOURCE OF SPARE PARTS

Spare parts may be obtained from the manufacturer:

TRONAIR, Inc.

1 Air Cargo Pkwy East

Swanton, Ohio 43558 USA

Telephone: (419) 866-6301 or 800-426-6301

Fax: (419) 867-0634

E-mail: sales@tronair.com

Website: www.tronair.com

3.2 RECOMMENDED SPARE PARTS LISTS

Reference the following page(s) for Replacement Parts and Kits available.

4.0 GUARANTEES/LIMITATION OF LIABILITY

Tronair products are warranted to be free of manufacturing or material defects for a period of one year after shipment to the original customer. This is solely limited to the repair or replacement of defective components. This warranty does not cover the following items:

- a) Parts required for normal maintenance
- b) Parts covered by a component manufacturers warranty
- c) Replacement parts have a 90-day warranty from date of shipment

If you have a problem that may require service, contact Tronair immediately. Do not attempt to repair or disassemble a product without first contacting Tronair, any action may affect warranty coverage. When you contact Tronair be prepared to provide the following information:

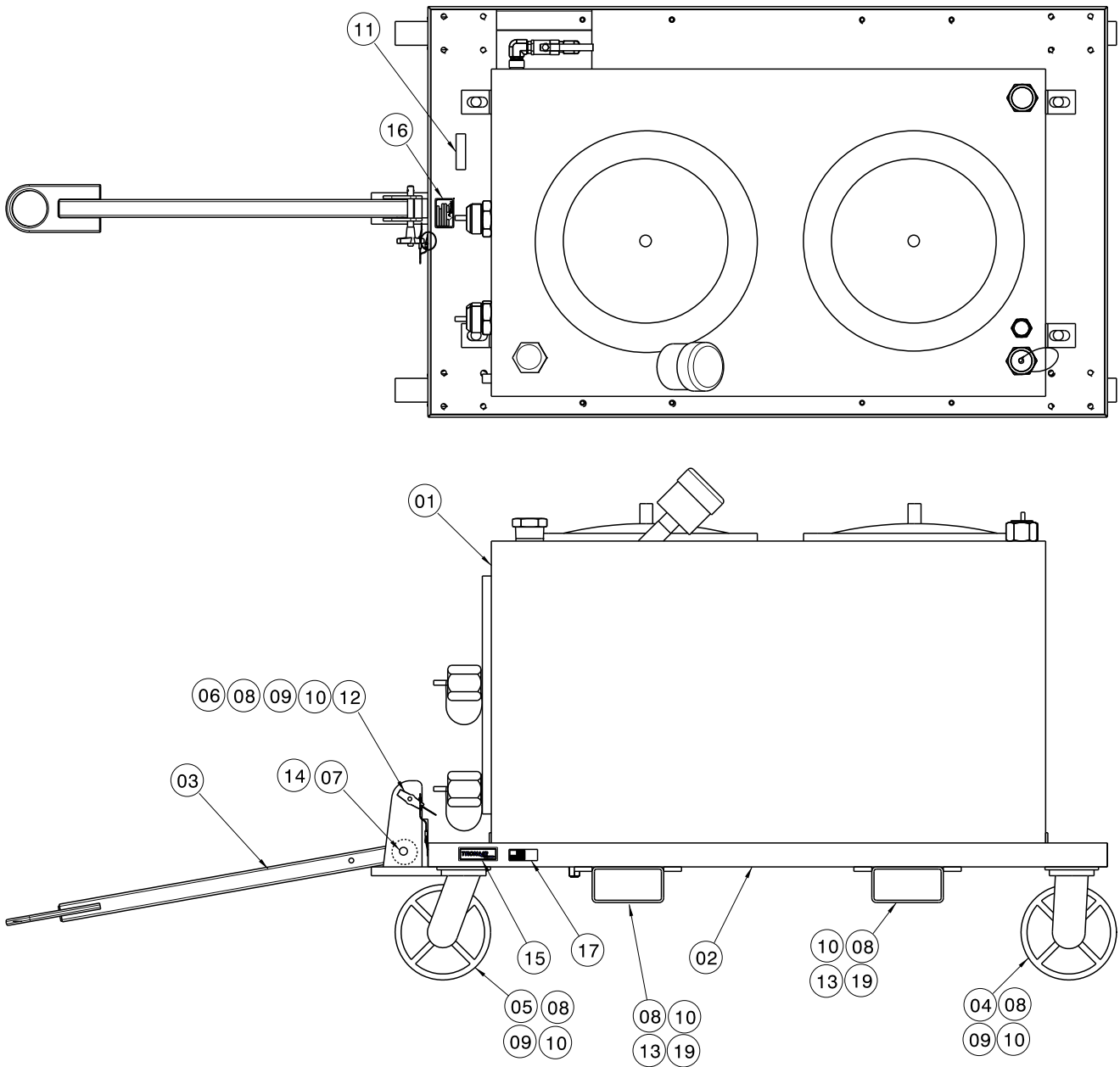
- a) Product Model Number
- b) Product Serial Number
- c) Description of the problem

If warranty coverage is approved, either replacement parts will be sent or the product will have to be returned to Tronair for repairs. If the product is to be returned, a Return Material Authorization (RMA) number will be issued for reference purposes on any shipping documents. Failure to obtain a RMA in advance of returning an item will result in a service fee. A decision on the extent of warranty coverage on returned products is reserved pending inspection at Tronair. Any shipments to Tronair must be shipped freight prepaid. Freight costs on shipments to customers will be paid by Tronair on any warranty claims only. Any unauthorized modification of the Tronair products or use of the Tronair products in violation of cautions and warnings in any manual (including updates) or safety bulletins published or delivered by Tronair will immediately void any warranty, express or implied.

The obligations of Tronair expressly stated herein are in lieu of all other warranties or conditions expressed or implied. **Any unauthorized modification of the Tronair products or use of the Tronair products in violations of cautions and warnings in any manual (including updates) or safety bulletins published or delivered by Tronair will immediately void any warranty, express or implied and Tronair disclaims any and all liability for injury (WITHOUT LIMITATION and including DEATH), loss or damage arising from or relating to such misuse.**

Parts List

When ordering replacement parts/kits, please specify model, serial number and color of your unit.



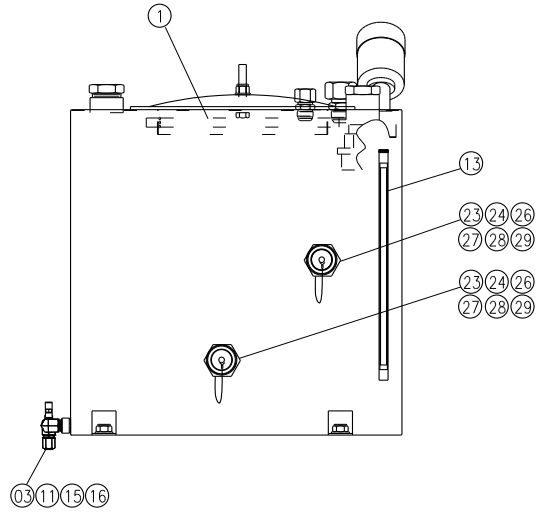
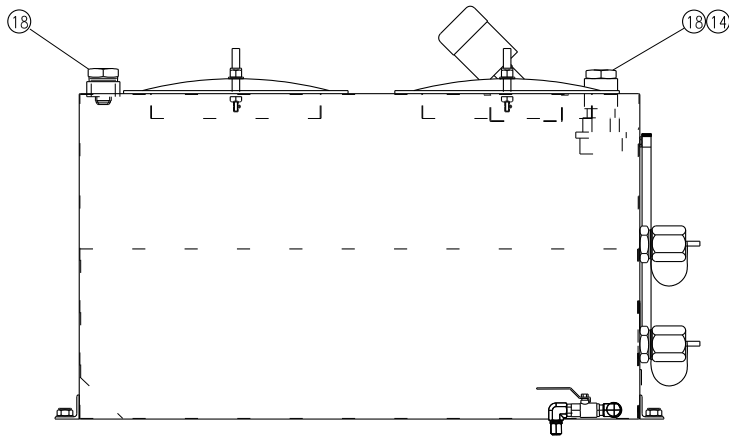
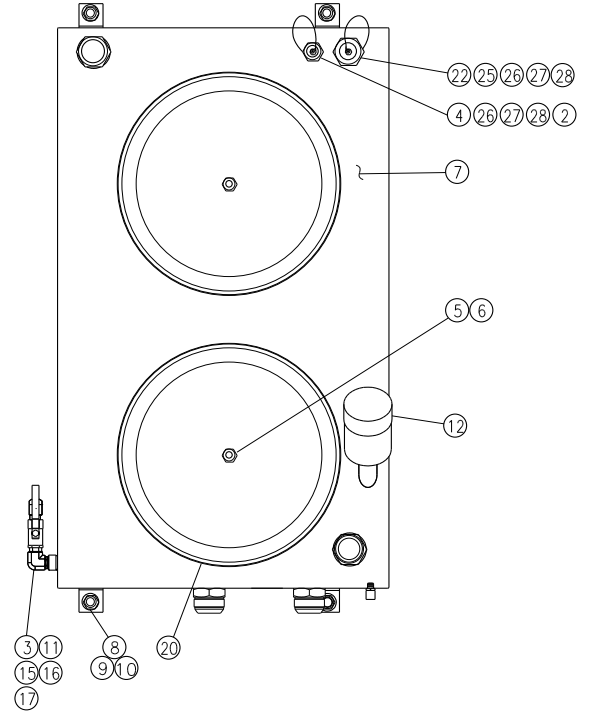
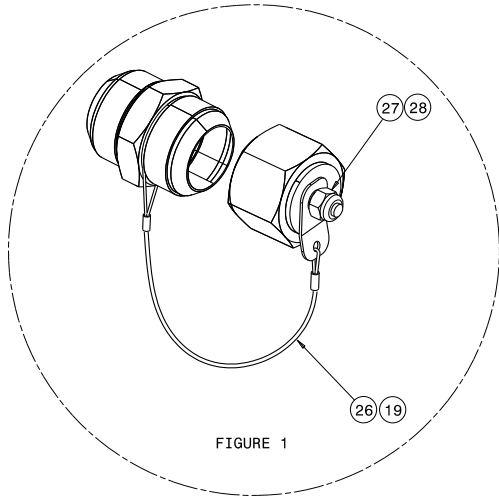
Parts List

When ordering replacement parts/kits, please specify model, serial number and color of your unit.

Item	Part Number	Description	Qty
1	Z-8164	Assembly, 150 Gallon Reservoir	1
2	Z-8135-01	Weldment, Base	1
3	Z-8155-01	Weldment, Towbar	1
4	U-1093	Caster, Rigid	2
5	U-1168	Caster, Swivel with Brake	2
6	G-1310-0823	Pin, $\frac{3}{8}$ x 2.3 Ball-Lok T	1
7	R-2796	Pin	1
8	G-1202-1070	ESN, $\frac{3}{8}$ - 16	25
9	G-1100-107012	Bolt, $\frac{3}{8}$ - 16 x 1.25 Long	17
10	G-1250-1070N	Flatwasher, $\frac{3}{8}$ Narrow	50
11	V-2078	Label, Phosphate Ester	2
12	H-2653	Lanyard	1
13	G-1100-107014	Bolt, $\frac{3}{8}$ - 16 x 1.5 Long	8
14	G-1301-03	Pin, Cotter $\frac{1}{8}$ x 1 $\frac{1}{2}$	2
15	V-2356	Label, Tronair, Inc	2
16	V-2287	Label, Serial Number	1
17	V-1001	Label, USA	2
18	V-1916	Label, Filter Replacement HC-1763	1
19	Z-8169-01	Tube, Fork Lift	2

Parts List

When ordering replacement parts/kits, please specify model, serial number and color of your unit.



Parts List

When ordering replacement parts/kits, please specify model, serial number and color of your unit.

Item	Part Number	Description	Qty
1	Z-5337	Weldment, Clamp	2
2	N-2000-10-S	Nut, 37° Flare, #16	1
3	N-2008-06-S	Cap, #8	1
4	H-3675	Cap, Mountie (-16)	1
5	H-1735-02	Washer, Nylon	2
6	G-1202-1100	ESN, 5/8 - 11	2
7	H-2553	Reservoir, 150 Gallon (SS)	1
8	G-1100-111520	Bolt, HH FR 5, 3/4 - 16 x 2 Long	4
9	G-1250-1110N	Flatwasher, 3/4 Narrow	8
10	G-1202-1115	ESN, 3/4 - 16	4
11	N-2661-03-S-E	Elbow, Straight Thread	2
12	HC-1763	Filter, Desiccant	1
13	HC-1383-18	Gauge, Sight	1
14	HC-1542	Strainer, Nipple Style	1
15	N-2007-11-S-e	Connector, Straight Thread, #8 SAE x #8 JIC	1
16	HC-1761	Valve, Ball, SAE #8 Lockable	1
17	HC-2013-608	O-Ring, Series 3	1
18	N-2206-09-S	Plug, HH 2" NPT	2
19	H-3706	Kit, Lanyard	1
20	H-2562	Assembly, Cover	2
21	S-1784	Tab, Reservoir Mounting	4
22	H-3670	Cap, Mountie #24	1
23	H-3671	Cap, Mountie #32	1
24	N-2000-13-S	Nut, 37° Flare, #32	1
25	N-2000-12-S	Nut, 37° Flare, #24	1
26	H-3476	Assembly, Lanyard	4
27	G-1203-1095	ESN, 1/2	4
28	G-1250-1090N	Flatwasher, 1/2 Narrow	4
29	HC-1951-32	Seal, Conical #32	2