

TRONAIR

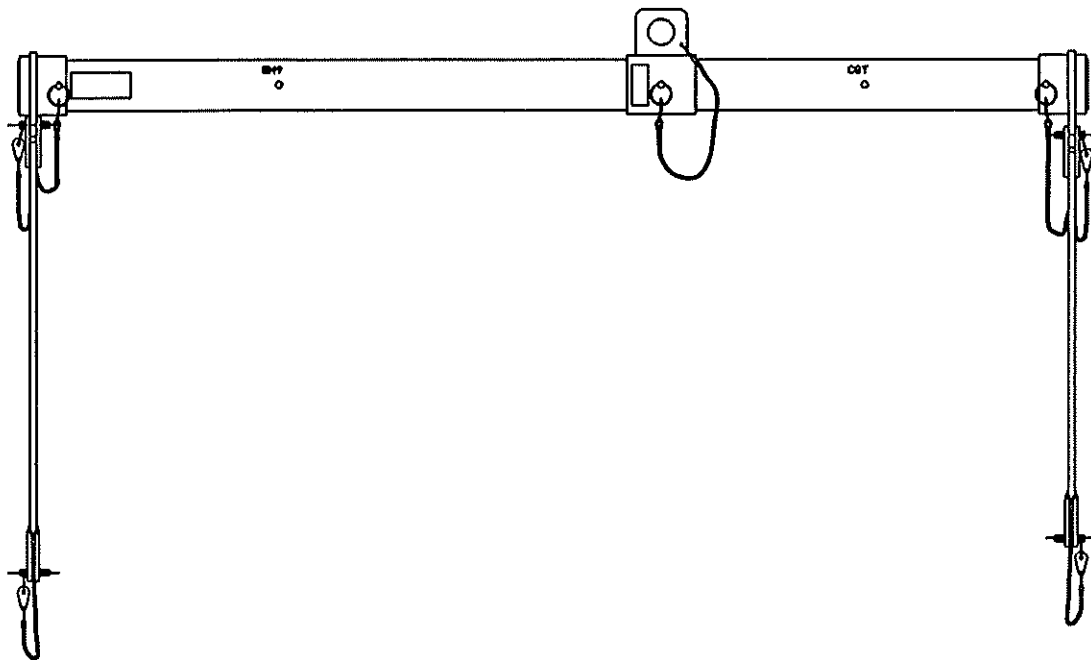
OPERATION & SERVICE MANUAL

PRATT & WHITNEY PW 119B ENGINE SLING

MODEL: 08-0126-4000

December 1994

Rev: O/R



Tronair, Inc.

***South 1740 Eber Road
Holland, Ohio 43528-9794***

Phone: (419) 866-6301 • 800-426-6301

Fax: (419) 867-0634

08-0126-4000 PW 119B ENGINE SLING

The PW 119B Engine Sling is designed to support the Pratt & Whitney 119B engine and turbo machinery as well as the turbo machinery by itself. Always follow the engine manufacturer's instructions for proper engine handling.

The sling can be used to support a PW 119B engine with turbo machinery attached. Also, it can be used to support just the turbo machinery.

Engine & Turbo Machinery

The first configuration has the turbo machinery assembled to the engine. For this application, the lifting eye must be in position CGA. The forward sleeve must be in position EM7 with straps engraved fwd attached (see Figure 1).

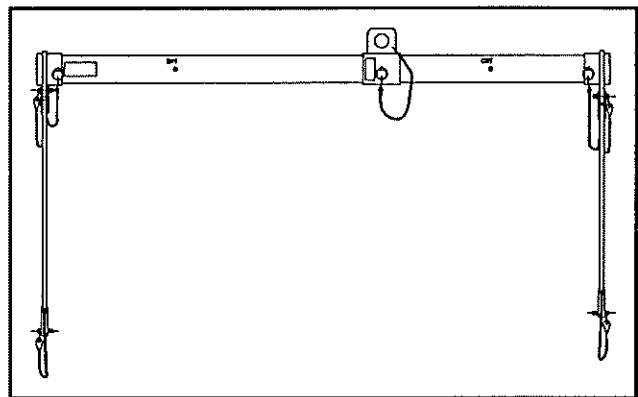


Figure 1

Turbo Machinery Only

The second configuration is for lifting only the turbo machinery. For this application, the lifting eye must be in position CGT. The forward sleeve must be in position EM9 with the straps with no engraving attached (see Figure 2).

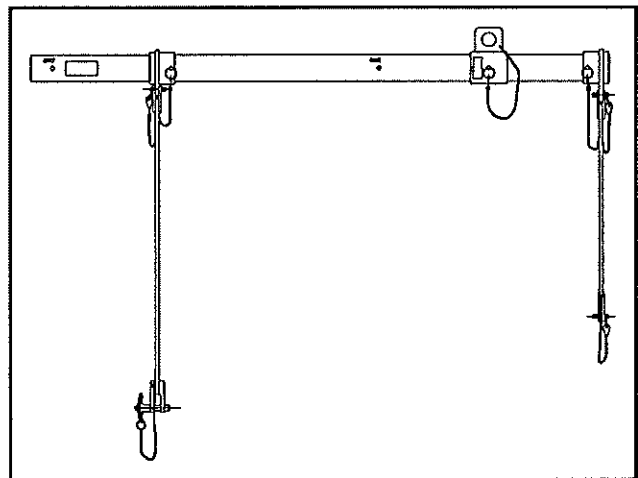


Figure 2

PARTS LIST

MODEL: 08-0126-4000 PW 119B Engine Sling

December 1994

REPLACEMENT KITS

QTY

K-1167 Forward Sleeve Assembly Kit; consists of:

- Item 1	Weldment, Fwd Sleeve	1
	Pin, 3/8 x 1 long	2
	Pin, 3/8 x 3 1/2 long	1
	Assembly, Lanyard	3

K-2517 Beam Kit; consists of:

- Item 2	Beam	1
	Label, Serial No.	1

K-1169 Lifting Eye Assembly Kit; consists of:

- Item 3	Weldment, Lifting Eye	1
	Pin, 3/8 x 3 1/2 long	1
	Assembly, Lanyard	1

K-1168 Aft Sleeve Assembly Kit; consists of:

- Item 4	Weldment, Sleeve Aft	1
	Pin, 3/8 x 1 long	1
	Pin, 3/8 x 3 1/2 long	1
	Assembly, Lanyard	2

K-2518 Forward Arm Kit; consists of:

- Item 5	Weldment, Arm (Fwd)	2
	Pin, 3/8 x 1 long	2
	Assembly, Lanyard	2

K-2519 Aft Arm Kit; consists of:

- Item 6	Weldment, Arm (Aft)	1
	Pin, 3/8 x 1 long	1
	Assembly, Lanyard	1



South 1740 Eber Road • Holland, Ohio 43528
(419) 866-6301 • 1-800-426-6301
FAX (419) 867-0634

PARTS LIST

MODEL: 08-0126-4000 PW 119B Engine Sling

December 1994

REPLACEMENT KITS

QTY

K-2520 Forward Strap Assembly Kit; consists of:

- | | |
|--------------------------|---|
| - Item 7 Weldment, Strap | 1 |
| Pin, 5/8 x 1 1/2 long | 1 |
| 1/8 dia x 1/4 Grip Rivet | 1 |
| Assembly, Lanyard | 1 |

K-1831 Pin Kit (included in K-2518 & K-2519); consists of:

- | | |
|----------------------------|---|
| - Item 8 Pin, 3/8 x 1 long | 1 |
| Assembly, Lanyard | 1 |

K-1829 Pin Kit (included in K-1167, K-1168 & K-1169); consists of:

- | | |
|--------------------------------|---|
| - Item 9 Pin, 3/8 x 3 1/2 long | 1 |
| Assembly, Lanyard | 1 |

K-1830 Ball Lock Pin Kit (included in K-2520); consists of:

- | | |
|---------------------------------|---|
| - Item 10 Pin, 5/8 x 1 1/2 long | 1 |
| Assembly, Lanyard | 1 |

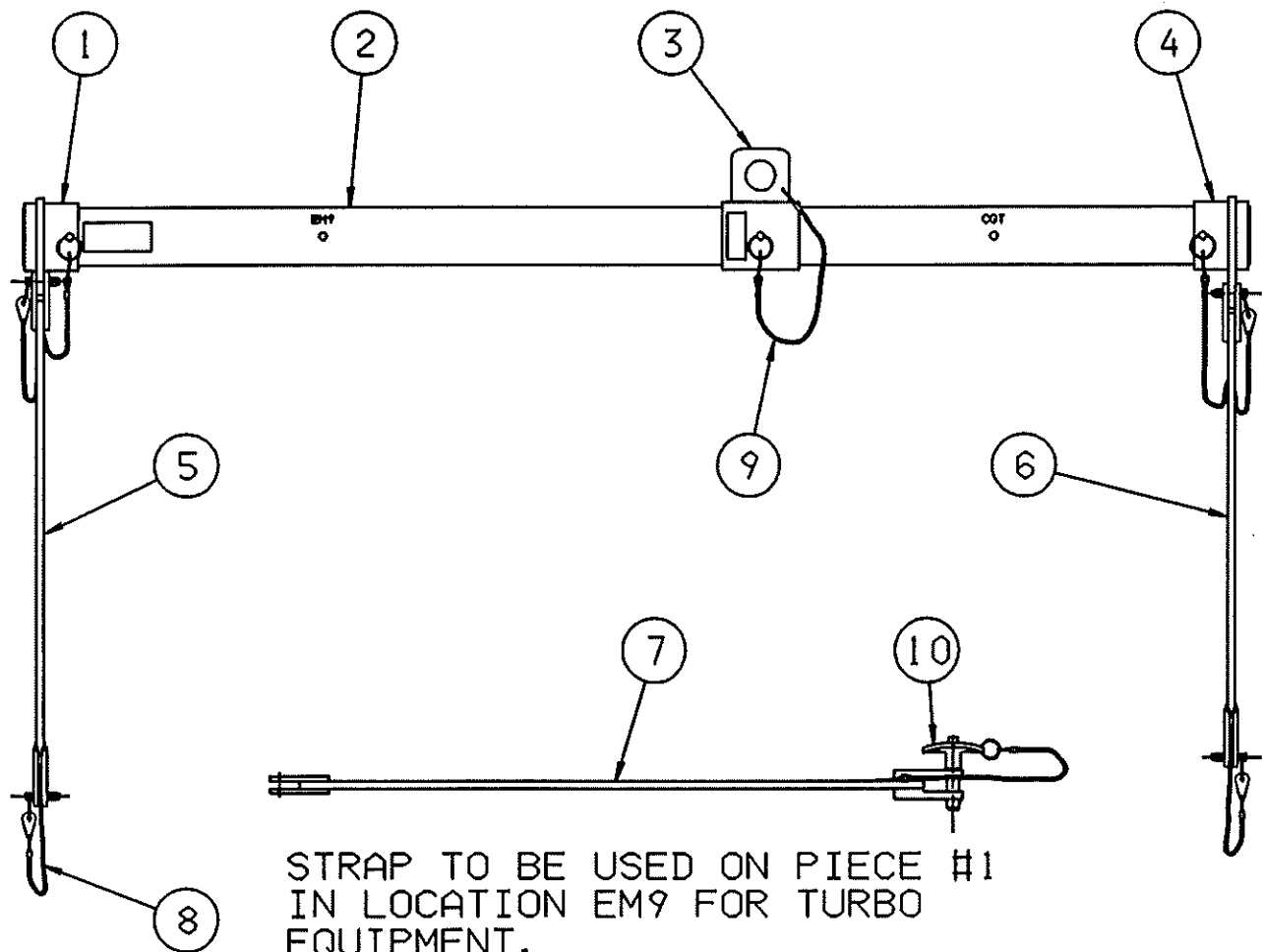
TRONAIR

South 1740 Eber Road • Holland, Ohio 43528
(419) 866-6301 • 1-800-426-6301
FAX (419) 867-0634

PARTS LIST

MODEL: 08-0126-4000 PW 119B Engine Sling

December 1994



TRONAIR

South 1740 Eber Road • Holland, Ohio 43528
(419) 866-6301 • 1-800-426-6301
FAX (419) 867-0634