



703 Carrell Street • Tomball TX 77375

Phone: 832.934.0055 • Fax: 832.934.0011

Alberth Aviation Tire Cage TC36



Owner's Manual

Introduction
Safety Precautions
Operating Instructions
Specifications

A full demonstration video is on the website at www.alberthaviation.com.



703 Carrell Street • Tomball TX 77375

Phone: 832.934.0055 • Fax: 832.934.0011

TC36 Tire Cage

Introduction

General Description

The TC36 is intended to provide a safe environment for inflating aviation tire/wheel assemblies up to a size of 35" diameter and 12" wide.

Blast Box

The main tire cage box is constructed with two separate layers of ¼" laminated steel plate on three vertical sides to provide a total of ½" thick steel protection. Both layers have a powder coated finish.

Clamshell Entry Doors

Two overlapping doors are each constructed of ¼" steel and attached to main blast box with two heavy-duty hinges. When the doors are both closed, this creates ½" thick steel protection. Both doors have a powder coated finish.

Lock Plate

The lock plate is constructed of ¼" thick steel plate. Attached is a stainless steel lock pin slide plate and lever assembly, which operate the two 7/8" stainless steel lock pins.

Safety Webbing

Six 50,000-pound safety-webbing straps provide further structural integrity against a maximum over inflation tire/wheel assembly failure.

Nitrogen Fill System

0-300 psi glycerin-filled gauge

Five-port manifold

300 psi safety rupture disc

300-psi safety release valve

¼" fill hose with a lock-on safety air chuck

Personal Safety

- Protection for operator's eyes and ears is required to operate the TC36.
- Tire cage should not be bolted or fastened to the floor in any way.
- Tire cage should be at least four feet away from any wall or other equipment.
- NEVER REUSE this tire cage if it has had a tire/wheel assembly failure. It is designed to contain only one failure.
- Operator should not be near the tire cage during inflation.

Maintenance

The TC36 should require very little maintenance. Check for loose bolts, inspect safety-webbing straps for chafing or damage, and inspect air system for leaks on a regular basis.

Call Alberth Aviation at 832-934-0055 if you have any concerns or questions.



703 Carrell Street • Tomball TX 77375

Phone: 832.934.0055 • Fax: 832.934.0011

TC36 Tire Cage

Safety Precautions:

Read and understand operating manual before using the TC36.

Maximum tire size in cage should never exceed 35" diameter by 12" wide.

Operator should always wear eye / ear protection and stand at least 6 feet away from the tire cage during inflation procedure.

Do not make any modifications to this tire cage.

Locate the tire cage at least four feet away from stationary objects.

Operation of this tire cage requires a shop regulated nitrogen source.

The 0-300 psi glycerin filled gauge on the tire cage panel is for reference only. The regulated nitrogen source should be monitored for accurate pressure readings.

Never supply more than 280 psi to gauge panel. Rupture disk is rated to 300psi +/- 5%.

EXCEEDING THIS LIMIT WILL CAUSE THE RUPTURE DISK TO FAIL AND REQUIRE REPLACEMENT.

Do not place tools or other items on tire cage, they could become projectiles if a tire fails.

NEVER REUSE THIS TIRE CAGE AFTER A TIRE/WHEEL FAILURE. THIS TIRE CAGE IS DESIGNED TO CONTAIN A SINGLE FAILURE.

Operating instructions:

1. Open lock plate by pulling lever to complete open position. Swing lock plate out away from tire cage lock blocks.
2. Using grab handles, open primary & secondary doors.
3. Attach nitrogen supply line from inside tire cage to tire/wheel assembly to be filled.
4. Roll tire/wheel assembly into tire cage leaving it in the upright position.
5. Close primary & secondary doors.
6. Swing lock plate into primary door lock blocks and pull lever to complete locked position.
7. Attach shop regulated nitrogen source to Schrader fill port at far right side of gauge panel.
8. Fill tire/wheel in accordance with tire/wheel manufacturer's specifications.
9. When tire/wheel assembly has reached proper operating psi, close the valve to the shop regulated nitrogen source and remove tire/wheel assembly from tire cage.



703 Carrell Street • Tomball TX 77375

Phone: 832.934.0055 • Fax: 832.934.0011

Call Alberth Aviation at 832-934-0055 if you have any concerns or questions.

Specifications

- 1) 1/4" High Pressure Hose
- 2) 300 PSI Pop-off Safety Valve
- 3) 300 PSI Brass Rupture Disc
- 4) 300 PSI Glycerin Filled Gauge
- 5) Lock-on Air Chuck
- 6) Safety Webbing

1/4" High Pressure Hose



Parker Hannifin Corporation
Industrial Hose Division
17295 Foltz Industrial Parkway
Cleveland, OH 44149
Telephone Number: (440) 268-2120
Fax Number: (440) 268-2230



GST® II General Service Air & Water Hose

**Series 7031-GREEN 7057-BLUE 7092-BR. RED
7093-BLACK 7096-YELLOW**

An economical and versatile general purpose hose, which is excellent for air & water service as well as many agricultural chemicals including LASSO® herbicide. The EPDM tube and cover resists heat, sunlight, ozone and weathering. The GST II hose exceeds RMA class C medium oil resistance requirements. Suitable for applications such as oil mist lubricating airlines, but NOT suitable for the transfer of petroleum products. Closely plied reinforcement of high tensile textile cord provides excellent coupling retention and kink resistance.

4:1 Design factor

Tube: Black EPDM

Cover: EPDM - colors referenced above

Reinforcement: Multiple textile spirals

Branding: PARKER/DAYCO SERIES 7031 GST® II I.D. (IN & MM)XXX PSI MAX WP MADE IN USA

Brand Description: Ink Brand - White letter color

Temp. Range: -40° F to +212° F

LENGTHS: Exact length reels (+50 /-0), 90% 1 pc., 10% 2 pc. - 50 ft. min. length. 50 ft. cut lengths are coiled and tied in pallet boxes.*Sizes stocked in green and blue Sizes stocked in yellow Contact Parker or check Price Schedule for availability.

COUPLINGS: Coupling style 1, 2, 3, 5, 7, 8, or for other coupling recommendations refer to NAHAD Assembly Guidelines. See Coupling Style Pages in the back of the catalog for coupling details.



703 Carrell Street • Tomball TX 77375

Phone: 832.934.0055 • Fax: 832.934.0011

1/4" High Pressure Hose



CONFORMANCE CERTIFICATE FOR MATERIAL SHIPPED

Hufco hereby certifies that all material used in the manufacturing of parts called for on purchase order number 375 received by from **ALBERTH AVIATION**, and shipped on invoice 1361968 conform to material and/or manufacturing specifications indicated in specifications as called for on the said purchase order. Reports are on file with the manufacturer and indicate the parts supplied on the above purchase order, at a minimum, meet the industry standard.

PART NUMBER	DESCRIPTION	QUANTITY
7092-4	RED AIR AND WATER HOSE TEMP -40 TO 212 DEGREES F MAX WORKING PRES. 300 MADE IN USA	727

BY *Kasey Sponsel*

HUFCO

14020 ASTON • HOUSTON, TEXAS 77040 • (713) 460-0810 • FAX: (713) 460-1073



703 Carrell Street • Tomball TX 77375

Phone: 832.934.0055 • Fax: 832.934.0011

300 PSI Pop-Off Safety Valve

MCMaster-CARR

P.O. BOX 740100, ATLANTA GA 30374-0100
6100 FULTON INDUSTRIAL BLVD., ATLANTA GA 30336
PHONE: (404) 346-7000 - FAX: (404) 349-9091

FEBRUARY 4, 2008

ALBERTH AIR PARTS
703 CARRELL ST
TOMBALL TX 77375-4808

ATTN: SEAN ANGELE
FAXED#: 832-934-0011

EMAIL: SEAN@ALBERTH AVIATION.COM.

YOUR P.O. #: 1045
OUR MCM REFERENCE #: 3261744-02

CERTIFICATION OF COMPLIANCE

This is to certify that according to our records, the items below, furnished on your purchase order, were supplied to you in accordance with the descriptions and illustrations in our catalog.

<u>Line No.</u>	<u>Part No.</u>	<u>Item Description</u>
7	48435K755	12 EA - BRASS SOFT SEAL ASME POP-SAFETY VALVE 1/4" NPT MALE, 300 PSI

Evan Freedman

Evan Freedman

300 PSI Brass Rupture Disc

THROWAWAY HOLDER ASSEMBLY

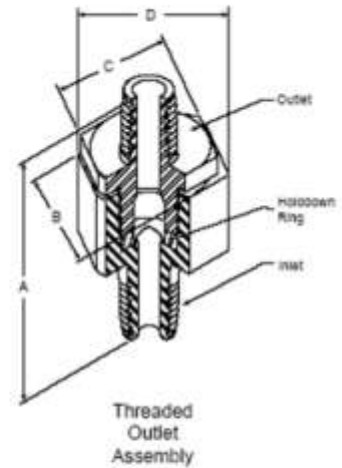
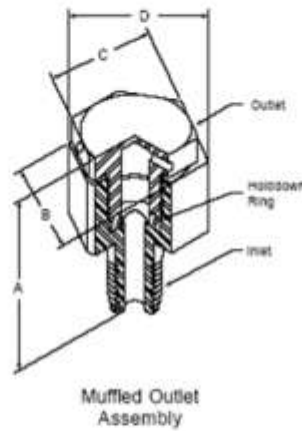
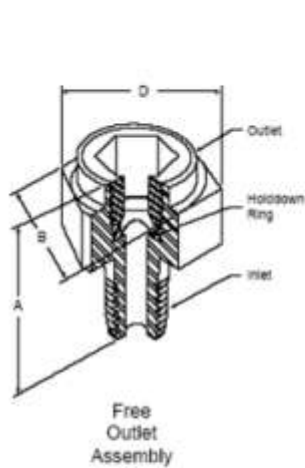


Table XIII - Throwaway Assembly Specifications and Dimensions for 1/2" or 11/16" Rupture Disc

Assembly Number		Holder Connections		Unit Weight				Overall Height (A)				Dimension Across Hex Flats				Dimension Across Corners (D)	
1,000# Assembly	3,000# Assembly	Inlet	Outlet	1,000# Assembly		3,000# Assembly		1,000# Assembly		3,000# Assembly		Inlet (B)		Outlet (C)		1,000# Assembly	3,000# Assembly
				lbs	kgs	lbs	kgs	in	mm	in	mm	1,000# Assembly	3,000# Assembly	1,000# Assembly	3,000# Assembly		
BLT1-25-25	BLT3-25-25	1/4" MPT	1/4" MPT	0.27	0.12	0.32	0.15	2.12	54	2.27	58						
BLT1-25-37	BLT3-25-37	1/4" MPT	3/8" MPT	0.28	0.13	0.33	0.15	2.16	55	2.31	59						
BLT1-25-50	BLT3-25-50	1/4" MPT	1/2" MPT	0.30	0.14	0.35	0.16	2.31	59	2.45	62	1-1/8 in	1-1/4 in	1 in	1 in	1.30 in	1.44 in
BLT1-25-M	BLT3-25-M	1/4" MPT	Muffled	0.25	0.11	0.30	0.14	1.81	46	1.95	50	28,6 mm	31,8 mm	25,4 mm	25,4 mm	33,0 mm	36,6 mm
BLT1-25-F	BLT3-25-F	1/4" MPT	Free	0.20	0.09	0.25	0.11	1.34	34	1.49	38						
BLT1-37-37	BLT3-37-37	3/8" MPT	3/8" MPT	0.29	0.13	0.34	0.15	2.19	56	2.34	59						
BLT1-37-50	BLT3-37-50	3/8" MPT	1/2" MPT	0.31	0.14	0.36	0.16	2.34	60	2.49	63	1-1/8 in	1-1/4 in	1 in	1 in	1.30 in	1.44 in
BLT1-37-M	BLT3-37-M	3/8" MPT	Muffled	0.28	0.12	0.31	0.14	1.84	47	1.99	51	28,6 mm	31,8 mm	25,4 mm	25,4 mm	33,0 mm	36,6 mm
BLT1-37-F	BLT3-37-F	3/8" MPT	Free	0.21	0.10	0.26	0.12	1.37	35	1.53	39						
BLT1-50-50	BLT3-50-50	1/2" MPT	1/2" MPT	0.34	0.15	0.38	0.18	2.50	63	2.50	64						
BLT1-50-M	BLT3-50-M	1/2" MPT	Muffled	0.29	0.13	0.34	0.15	2.00	51	2.01	51	1-1/8 in	1-1/4 in	1 in	1 in	1.30 in	1.44 in
BLT1-50-F	BLT3-50-F	1/2" MPT	Free	0.24	0.11	0.29	0.13	1.53	39	1.54	39	28,6 mm	31,8 mm	25,4 mm	25,4 mm	33,0 mm	36,6 mm



703 Carrell Street • Tomball TX 77375

Phone: 832.934.0055 • Fax: 832.934.0011

300 PSI Brass Rupture Disc



Continental Disc Corporation

3160 West Heartland Drive • Liberty, MO 64068-3385 USA • (816) 792-1500 • Fax (816) 792-2277 • pressure@contdisc.com

CERTIFICATION **LaMOT®**

Manufactured and Tested under an ISO-9001 Certified Quality System. TÜV SÜD AMERICA Certificate Reg No. 951 04 2489. Inspection Certificate EN 10 204 3.1

Certificate of Conformance:

This is to certify that the materials listed were furnished in strict accordance with the requirements and applicable specifications of your purchase order. Quality data pertaining to acceptance results are on file attesting to conformance to these specifications and requirements. The product did not come in contact with mercury during manufacture.

Type: 1/2" STD (FS) LaMOT Rupture Disc
in 1000 PSIG Max. Throwaway Holder

Material
Brass Free Outlet
Brass Holddown Ring
Nickel Disc
Brass 1/4" MPT Inlet

Date: 8/12/2008
Sold To: ALBERTH AVIATION

Cust PO: VERBAL SHAWN - CC
S. O. No: 908080134
Item: 001 Rel: 001
Mfg No: 8117842A Quantity: 15

Requested Rupture Pressure and Temperature:

SPECIFIED: 300 psig @ 72 Deg F

Stamped Rupture Pressure and Temperature

SPECIFIED: 300 psig @ 72 Deg F

Burst Test Results in psig:

1)301 2)305 3)303

Continental Disc Corporation®

Dean Deckerhausen
DIRECTOR OF QUALITY ASSURANCE



703 Carrell Street • Tomball TX 77375

Phone: 832.934.0055 • Fax: 832.934.0011

300 PSI Glycerin Filled Gauge

THUEMLING INDUSTRIAL PRODUCTS, INC.

P.O. Box 1625 • WAUKESHA, WI 53187-1625 • 1225 PEARL STREET • WAUKESHA, WI 53186-5611
PHONE (262) 547-1789 • FAX (262) 547-6493

ALBERTH AVIATION
703 CARRELL STREET
TOMBALL, TX 77375

February 8, 2008

Attention: Purchasing Department



Reference: Purchase Order No. 1048

Part Number	4273324	2.5" U-CLAMP 300 PSI, BRASS INTERNALS, STAINLESS STEEL CASE, RANGE 0-300PSI SINGLE SCALE
Quantity	35 PCS	

CERTIFICATE OF COMPLIANCE

This is to certify that the above materials furnished on your Purchase Order 1048 meet the ordering description requirements and are of proper materials as you have ordered.

Sincerely,


 Todd C. Thuemling
 TCT/ssb 

Lock On Air Chucks

Air Chucks

Ball Foot Chucks



Order No.	Ref. No.	Description
54324	AH-5499	¼" FPT
54327	AH-6293	Clip-On, ¼" FPT
50223	AH-6923B	Clip-On, Flow-Thru, ¼" FPT
54323	AH-5495	¼" Air Hose Barb
54328	AH-6658	Clip-On, ¼" Air Hose Barb

Replacement Washers And Parts

Order No.	Ref. No.	Description	Per Pkg.
54329	AH-6529	Clip For Ball Foot Chucks	1
54343	AH-2866	Rubber Washers For Ball Foot Chucks	10

Straight Lock-On Chucks



Order No.	Ref. No.	Description
54809	5570-SP	U.S. Style Chuck, ¼" FPT
54861	5570FTSP	U.S. Style Chuck, Flow Thru, ¼" FPT
50075	410419	Tire Changer Chuck, Flow Thru, ¼" Air Hose Barb
50076		Repl. Washer For 50075 Package Of 10
54345	AH-8159-11	Repl. Rubber Washer For 54809, 54861

Lock-On Air Chucks

Locks onto valve when sleeve is pushed forward. Pull sleeve back to release.



Order No.	Schrader No.	Dill No.	Description
54368		7150	Lock-On Air Chuck, ¼" FPT
54366	5265		Lock-On Air Chuck, ¼" FPT
54364		7148	Lock-On, Flow Thru, ¼" FPT
Repair Kits for 54366			Fits Chuck
54367	5265-103		54366



703 Carrell Street • Tomball TX 77375

Phone: 832.934.0055 • Fax: 832.934.0011

Safety Webbing

CERTIFICATE OF CONFORMANCE

THIS IS TO CERTIFY THAT THE MATERIALS FURNISHED AGAINST THE REFERENCED PURCHASE ORDER NUMBER HAVE BEEN MANUFACTURED, PROCESSED AND INSPECTED IN CONFORMANCE WITH APPLICABLE DRAWINGS, SPECIFICATIONS AND OTHER APPROVED ACCEPTANCE CRITERIA.

BUYER: Alberth Aviation BUYER'S ORDER NO: 1042

DESCRIPTION: 6" nylon web

MINIMUM BREAKING STRENGTH: 9800 LBS PER SQUARE INCH

SERIAL #: N/A

WIRE ROPE, CHAIN WEB AND FITTING PRODUCTS WILL BREAK IF ABUSED OR OVERUSED. REGULAR INSPECTIONS AND MAINTENANCE ARE NECESSARY. CONSULT INDUSTRY RECOMMENDATIONS AND OSHA STANDARDS BEFORE USING.

**ATLAS SLING CO., INC. DOES NOT WARRANTY CUSTOMER PRODUCTS
DELIVERED FOR INSPECTION AND OR PROOF LOAD TESTING.**

ATLAS SLING CO., INC.
6601 W. SAM HOUSTON PKWY N.
HOUSTON, TX 77041
713-466-0553

Date: January 4, 2008 Signed: *Dunder Schaefer*

